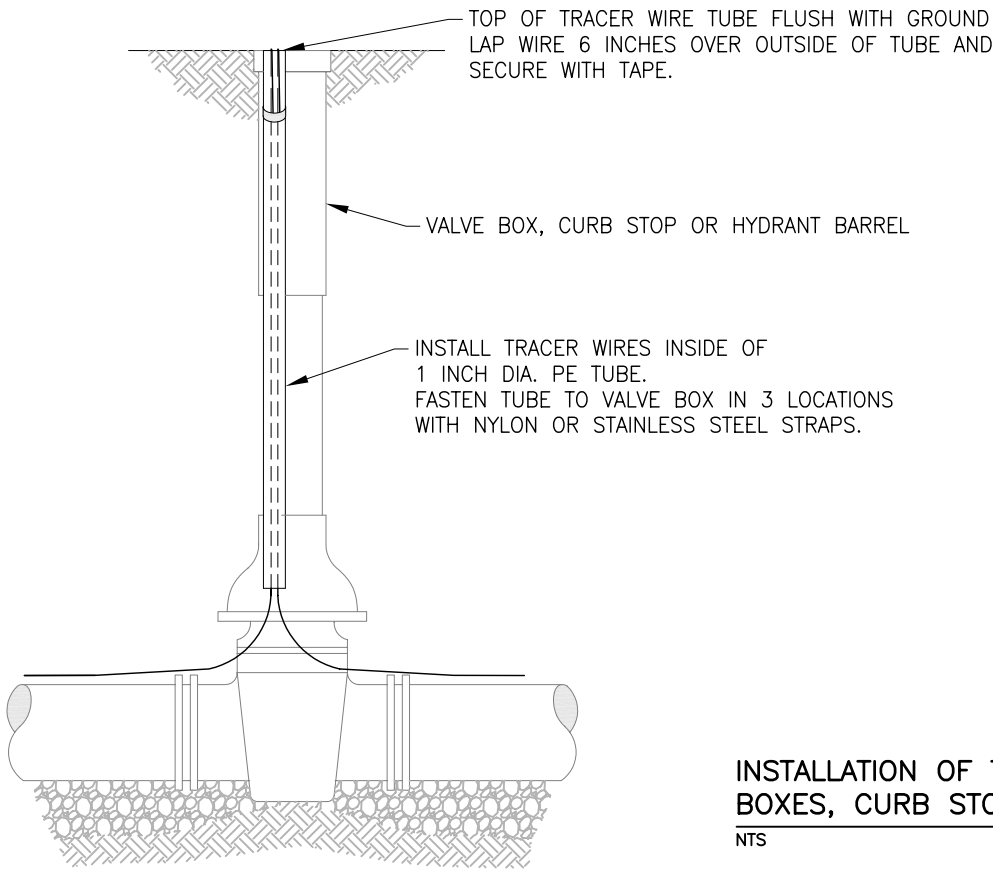
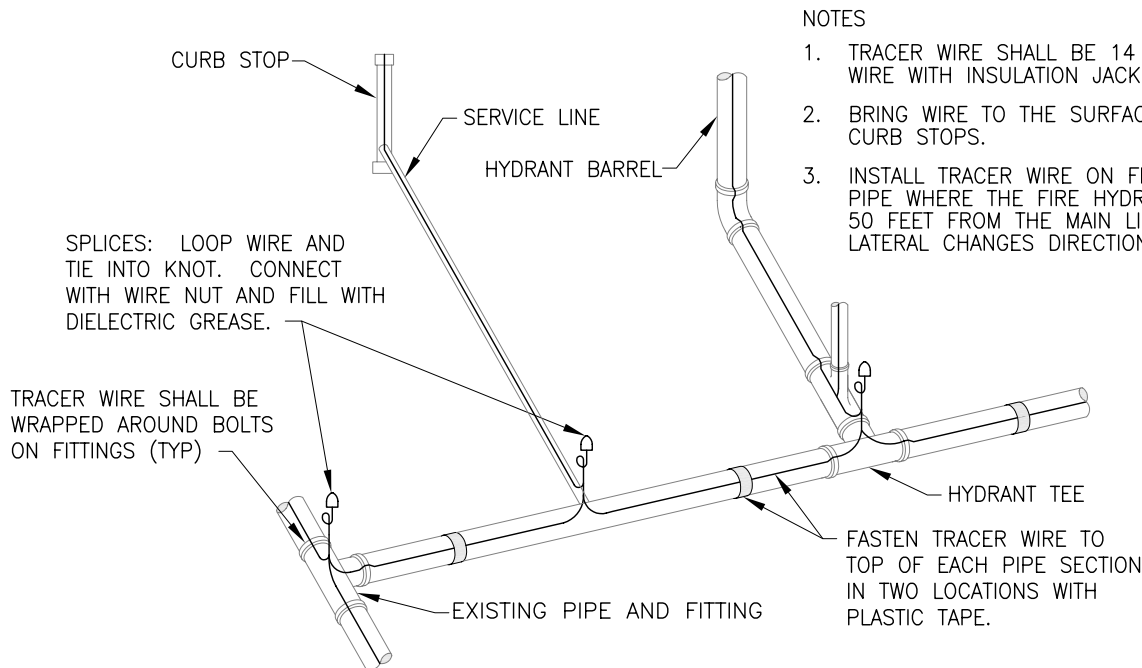


E:\Construction\Subdivision Standards\Details - DWG\ID-24 Tracer Wire.dwg, 1, 11/17/2005 11:00:35 AM, Acrobat Distiller, WEH



INSTALLATION OF TRACER WIRE AT VALVE BOXES, CURB STOPS & FIRE HYDRANTS

NTS

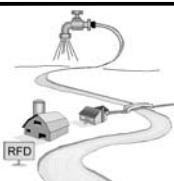


NOTES

1. TRACER WIRE SHALL BE 14 GAUGE SOLID COPPER WIRE WITH INSULATION JACKET.
2. BRING WIRE TO THE SURFACE AT ALL VALVES AND CURB STOPS.
3. INSTALL TRACER WIRE ON FIRE HYDRANT LATERAL PIPE WHERE THE FIRE HYDRANT IS MORE THAN 50 FEET FROM THE MAIN LINE, OR WHEN THE LATERAL CHANGES DIRECTION.

TRACER WIRE DETAIL

NTS



**Del-Co
Water Co., Inc.**
6773 OLENTANGY RIVER RD.
DELAWARE, OH 43015

TRACER WIRE DETAIL

REVISED
11-10-05

SCALE
NTS

PAGE 1 OF 1

D-24